



TAURUS ES200 / ES300 ES400

End Load Cartoner Series

3S PacTec is looking back on 15 years of successful handling and integration of complete line solutions. From our manufacturing base right at the bottom of the Allgaeu Alps we supply the world market of food, chocolate, confectionery and consumer goods with „Made in Germany“ designed, engineered and manufactured packaging machinery.

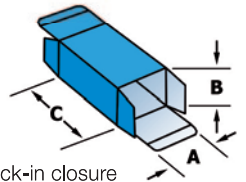
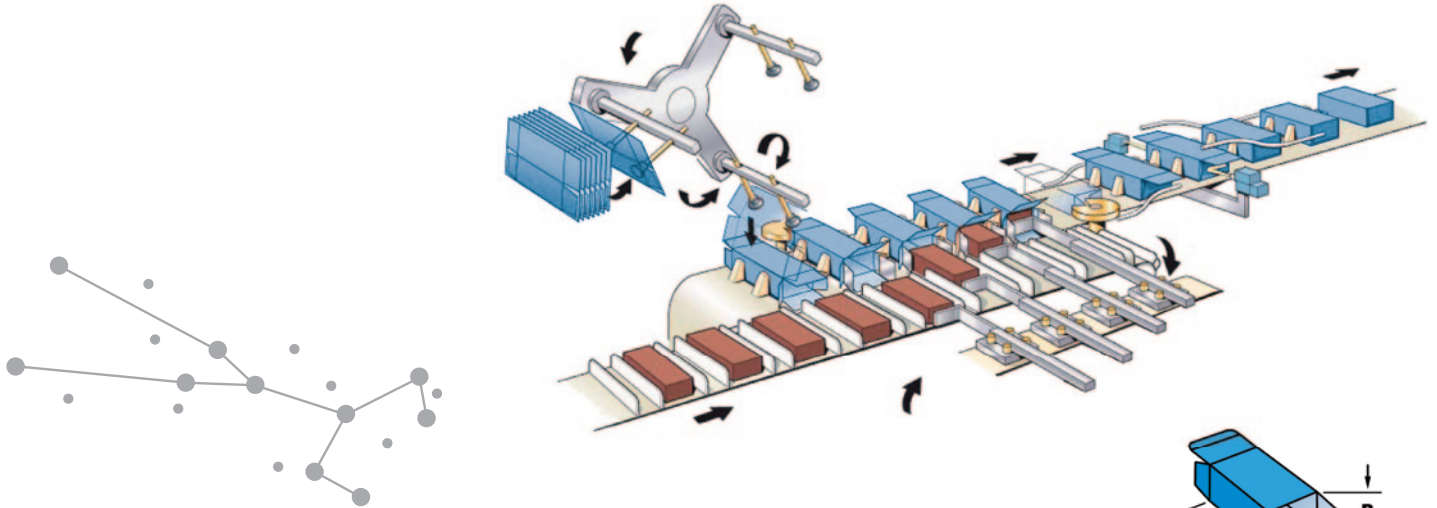


Reference projects can be found among frozen fish, hamburger and pizza, bars, biscuits, chewing gum, tea and baby food manufacturers as well as with providers of dish washer tablets, razor blades or fem-care products.

Our customers rely on our service and outstanding experience as Single Source Solutions provider - simply 3S.

A fully automatic machine with speeds of 400 cpm and above. With the **Taurus** machine series most assemblies are driven from a single asynchronous motor providing a cost effective machine range. The **Taurus** machines offer a high speed solution for the smaller carton size range, a rapid size change over and robust stainless steel construction.

The **Taurus** Cartoner is developed further from the 3S Pegasus Cartoner Series and provides the food, pharmaceutical or healthcare industries with very flexible cartoning operations. Typical products are small bottles, glass jars or vials to be packed into cartons with reverse tuck-in flaps. The machines are available in left or right hand execution to fit in any customer's production facility.

The **Taurus** machine is the latest member of the 3S End Load Cartoning family. Other ranges of machinery include carton forming, robotic loading, a full range of carton closers, case packers and all types of product specific infeed systems.



TAURUS

ES200 / ES300 / ES400

Standard Features

- Rotary feeder available in 3 or 4 head versions
- The PLC touch-screen allows all machine functions, including hot melt pattern to be adjusted
- Low level motorised carton magazine
- Vacuum pre-break for positive opening of cartons
- Pneumatic overhead guides
- 'No product – No carton' feature
- Size change available within 15 minutes
- Simply designed but robust stainless steel construction
- Full visibility and access into the machine
- Powered outfeed belts
- Tuck-in closure
- Product abort system

Optional Extras

- Additional fixed magazines for each carton size
- A variety of different feed and loading options
- One shot lubrication system

TAURUS

| Machine model | Type | Speed carton max per min | Carton size | | | | Feed system |
|-----------------------------------|-------------------------------|--------------------------|-------------|-------|-----|--------|-------------------|
| | | | min | | max | | |
| ES 200 6" Pitch 3 Chain | Automatic 3 head rotary | 200 | A | 40 mm | A | 103 mm | Manual or auto |
| | | | B | 19 mm | B | 65 mm | |
| | | | C | 65 mm | C | 180 mm | |
| | | | D | 19 mm | D | 40 mm | |
| ES 300 4 1/2" Pitch 3 Chain | Automatic 3 head rotary | 300 | A | 40 mm | A | 65 mm | Auto |
| | | | B | 19 mm | B | 65 mm | |
| | | | C | 65 mm | C | 180 mm | |
| | | | D | 19 mm | D | 30 mm | |
| ES 400 4 1/2" Pitch 3 Chain | Automatic 4 head rotary | 400 | A | 40 mm | A | 65 mm | Auto |
| | | | B | 19 mm | B | 65 mm | |
| | | | C | 65 mm | C | 180 mm | |
| | | | D | 19 mm | D | 30 mm | |

NOTE: All maximums may not apply on the same carton. Maximum and Minimum sizes shown should be used as guide only and must be confirmed by 3S PacTec technical department. Maximum speeds may vary subject to the carton size and the infeed pitch.

ELECTRICAL SPECIFICATIONS

| | Europe | USA |
|--------------------------|-----------------------|---------------------------|
| Mains supply | 400 V, 3 phase, 50 Hz | 240/480 V, 3 phase, 60 Hz |
| Control supply | 24 V DC | 24 V DC |
| Total electrical loading | 5 kW | 5,5 kW |

Due to technical progress we reserve the right to make modifications without prior notice.