

CC100 / CC150 / CC250

Linear Carton Closer Series

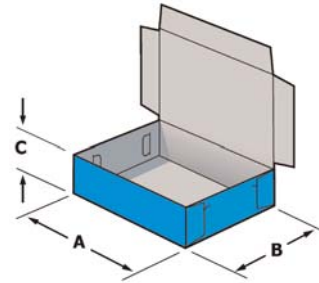
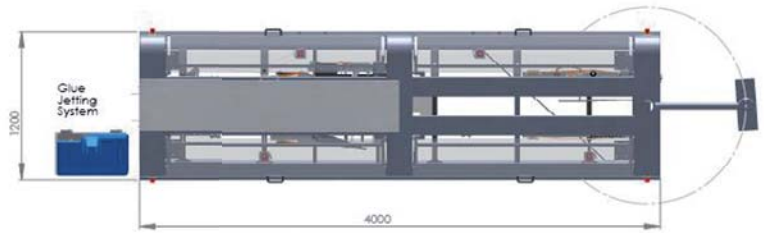

3S Packaging Technology, a spin-off from an English packaging machinery organisation, is looking back on more than 15 years of successful handling and integration of complete line solutions. From our manufacturing base right at the bottom of the Allgaeu Alps we supply the world market of food, chocolate, confectionery and consumer goods with "Made in Germany" designed, engineered and manufactured packaging machinery.

Reference projects can be found among frozen fish, hamburger and pizza, bars, biscuits, chewing gum, tea and baby food manufacturers as well as with providers of dish washer tablets, razor blades or fem-care products.

Our customers rely on our service and outstanding experience as Single Source Solutions provider - simply 3S.

A fully automatic top load carton closer for speeds of up to 250cpm. The **Phoenix** Series offers a large size range with rapid size change over and simply designed but robust construction. The **Phoenix** Series accepts random cartons with filled product and through carton control and a smooth turn section delivers a square unmarked carton due to lug-less flights. The Phoenix Series can handle every type of carton board and is a space saving machine.

The **Phoenix** Machine is a member of the Top Load Closer family produced by 3S Packaging Technology. Other ranges of machinery include both carton lock and glue erectors, end loaders, robotic loaders and all types of product specific infeed systems.



PHOENIX

CC100 / CC150 / CC250

Standard Features

- Typical carton speeds, CC100 up to 100 cpm, CC150 up to 150 cpm, CC250 up to 250 cpm
- Full visibility and access into the machine
- Completely random infeed
- Size change available in 10 minutes
- The PLC touch-screen allows all machine functions, including hot melt pattern to be adjusted
- Servo driven 90° turn station ensures square entry into closing section
- Overhead running fingers assist with carton squareness and oversize product
- Simply designed but robust stainless steel construction

Optional Extras

- Hot air sealing
- Complete 'wash down' specification

PHOENIX

Machine model	Type	Speed carton max per min	Carton size	
			min	max
CC100	Single Servo Correction	100	A 100mm B 90mm C 19mm	A 325mm B 300mm C 150mm
CC150	Double Servo Correction	150	A 100mm B 90mm C 19mm	A 325mm B 300mm C 150mm
CC250	Double Servo Correction Elongated	250	A 100mm B 90mm C 19mm	A 350mm B 300mm C 150mm

NOTE: All maximums may not apply on the same carton. Maximum and Minimum sizes shown should be used as guide only and must be Confirmed by 3S Packaging Technology technical department.

ELECTRICAL SPECIFICATION

	Europe	USA
Mains supply	380/400V, 3 phase, 50Hz	240/480V, 3 phase, 60Hz
Control supply	24V DC	24V DC
Total electrical loading	5kW	5kW

Due to technical progress we reserve the right to make modifications without prior notice.