



ORION
CF60 / CF100

3S PacTec is looking back on 15 years of successful handling and integration of complete line solutions. From our manufacturing base right at the bottom of the Allgaeu Alps we supply the world market of food, chocolate, confectionery and consumer goods with „Made in Germany“ designed, engineered and manufactured packaging machinery.

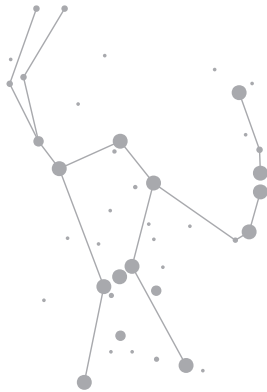
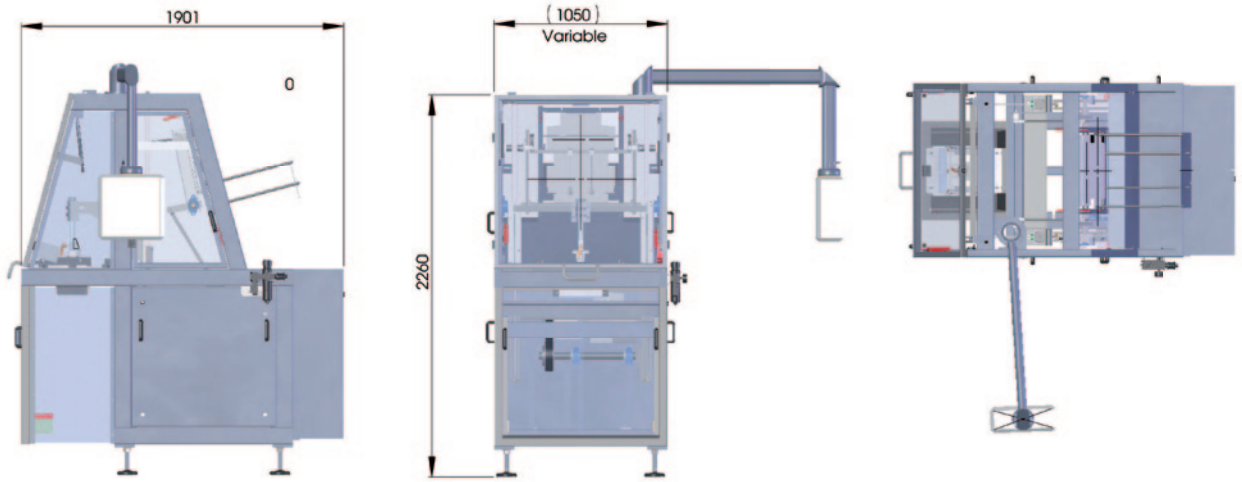
Reference projects can be found among frozen fish, hamburger and pizza, bars, biscuits, chewing gum, tea and baby food manufacturers as well as with providers of dish washer tablets, razor blades or fem-care products.

Our customers rely on our service and outstanding experience as Single Source Solutions provider - simply 3S.

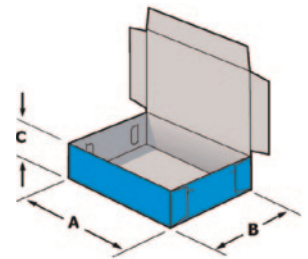
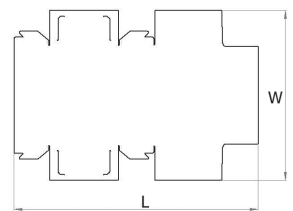
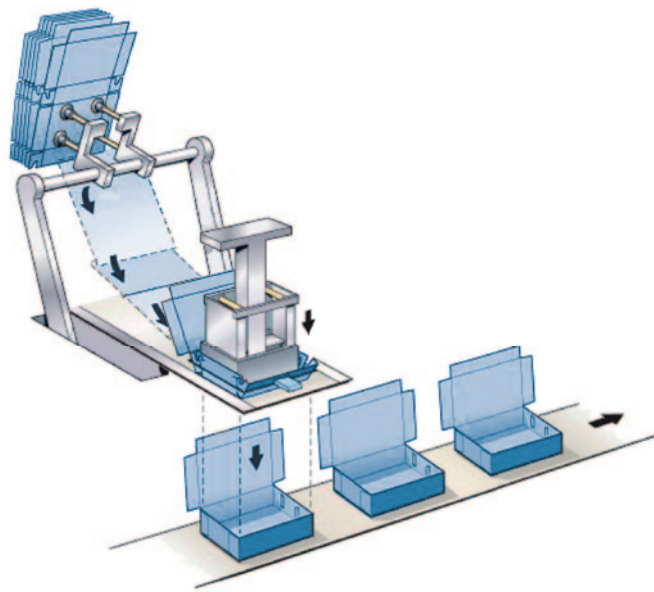
Designed for customers who require lock cartons ready for automatic or manual loading at speeds of up to 100 cpm. The single asynchronous motor drive carton former provides a cost effective pick, place and form motion through a series of mechanical links.

Size changing is achieved through replacing the magazine gate, forming plungers and forming heads. The **Orion** series is available in single or double heads giving respective speeds of 60 cpm and 100 cpm.

The **Orion** Machine is a member of the Top Load Carton Erector family produced by 3S PacTec. Other ranges of machinery include end loaders, robotic loaders, a full range of carton closers and all types of product specific in-feed systems.



ORION CF60 / CF100



Standard Features

- Single or double forming heads
- Minimum maintenance with sealed for life bearings
- Cartons lock erected
- Factory set change parts ensure trouble free size changes
- Large carton size range
- 60 strokes per minute (single head)
- 50 strokes per minute (double head)
- Guard switches operate 'instant stop brake' on main drive motor which can be released by a key switch for machine setting
- Stainless steel construction to European safety standards (CE)
- Size change available in 10 minutes

Optional Extras

- Vacuum or Flighted take-away conveyor

A wide range of optional features are available to enable the machine to be readily adapted to meet the customer's specific requirements, eg. complete 'wash down' specification.

ORION

Machine model	Carton type	Speed carton/min	Carton size L x W (flat blank dimension)	H min. / H max (height)	Forming head
CF60	Locking	60	700 mm x 760 mm	22 mm / 150 mm	Single
CF100	Locking	100	700 mm x 320 mm	22 mm / 150 mm	Double

NOTE: All maximums may not apply on the same carton. Maximum and Minimum sizes shown should be used as guide only and must be confirmed by 3S PacTec technical department.

ELECTRICAL SPECIFICATIONS

	Europe	USA
Mains supply	380/400V, 3 phase, 50Hz	240/480V, 3 phase, 60Hz
Control supply	24V DC	24V DC
Total electrical loading	4,5kW	4,5kW

Due to technical progress we reserve the right to make modifications without prior notice.